

Head Teacher: Mr Paul Prigg

FRIDAY 25TH OCTOBER IS A TEACHER TRAINING DAY : SCHOOL IS CLOSED TO PUPILS

MESSAGE FROM THE HEAD TEACHER

I can't believe half term is here already!

I just wanted to express how incredibly proud I am of how well the children have settled into school this academic year. We have had many visitors this half term and many compliments of how polite and well-mannered they are.

It was lovely to see so many of you at Parent's evening last week. Please can I encourage you to contact your class teacher if you haven't met yet. It is important to share with you how your child is getting on.

Harvest festival was a pure delight. We discussed as a leadership team and as the wider school community how incredibly proud we were of the children. It brought a lot of joy, and we were so pleased to see such a great turn out of parents – even if it was a squeeze. Donations have been passed onto the Worcester Street Café and were greatly received – thank you!

Thank you for all your support with the Halloween Disco. It was a SPOOKTACKULAR (sorry!) success, and all of the money raised will be used directly to benefit the children and their education. These events take a lot of planning and I am really grateful to our staff team who make them happen!

Please can I remind you over half term, children are spoken to about trick or treating, both safely and respectfully and also safety when attending a bonfire. Many families join in with Halloween and I'm sure between families you can identify ways to celebrate it safely together.

Congratulations! I'm sure you will be joining me in celebrating the wonderful news that Miss Jones in Year 1 is expecting! We wish both her and her partner congratulations on their exciting news as their family grows!

School will reopen on Monday 4th November, but until then, I wish you a restful half term.

Best wishes, Paul Prigg

www.carnforthschool.org | 01905 701099 | office@carnforthschool.org

MATHS

This half term has seen a positive increase in our attitudes towards Maths. As a treat, over your holiday, Mr Cox wants to challenge you!

EYFS and Key Stage 1

While you're out and about this spooky / bonfire season, make sure you look and see if you can count the following items. There are spaces for you to count your own things too!

| | How many did you see? |
|---|-----------------------|
| Trick or treaters  | |
| Pumpkins  | |
| Sweets you get  | |
| Fireworks  | |
| | |
| | |

MATHS (Continued)

Solve the calculations to reveal the hidden picture.
Each answer has a special colour.

**Lower KS2:
Year 3 & 4**

| Green: 2 | | Orange: 5 | | Yellow: 10 | | White: all other answers | | |
|-------------|---------|--------------|---------|---------------|---------|-----------------------------|---------|---------|
| 12 ÷ 2 | 14 ÷ 2 | 20 ÷ 5 | 15 ÷ 5 | 10 ÷ 5 | 30 ÷ 10 | 10 ÷ 10 | 18 ÷ 2 | 30 ÷ 5 |
| 5 ÷ 5 | 22 ÷ 2 | 30 ÷ 10 | 20 ÷ 10 | 6 ÷ 3 | 14 ÷ 7 | 14 ÷ 2 | 16 ÷ 2 | 40 ÷ 10 |
| 8 ÷ 2 | 10 ÷ 2 | 25 ÷ 5 | 50 ÷ 10 | 30 ÷ 6 | 5 ÷ 1 | 15 ÷ 3 | 20 ÷ 4 | 6 ÷ 2 |
| 35 ÷ 7 | 15 ÷ 3 | 30 ÷ 3 | 20 ÷ 4 | 10 ÷ 2 | 30 ÷ 6 | 50 ÷ 5 | 50 ÷ 10 | 25 ÷ 5 |
| 30 ÷ 6 | 20 ÷ 4 | 100 ÷ 10 | 70 ÷ 7 | 55 ÷ 11 | 40 ÷ 4 | 10 ÷ 1 | 15 ÷ 3 | 5 ÷ 1 |
| 10 ÷ 2 | 25 ÷ 5 | 50 ÷ 10 | 35 ÷ 7 | 45 ÷ 9 | 20 ÷ 4 | 30 ÷ 6 | 5 ÷ 1 | 15 ÷ 3 |
| 35 ÷ 7 | 45 ÷ 9 | 55 ÷ 11 | 10 ÷ 2 | 100 ÷ 10 | 15 ÷ 3 | 25 ÷ 5 | 40 ÷ 8 | 50 ÷ 10 |
| 40 ÷ 8 | 60 ÷ 12 | 110 ÷ 11 | 25 ÷ 5 | 35 ÷ 7 | 50 ÷ 10 | 60 ÷ 6 | 10 ÷ 2 | 30 ÷ 6 |
| 30 ÷ 10 | 40 ÷ 8 | 25 ÷ 5 | 40 ÷ 4 | 90 ÷ 9 | 20 ÷ 2 | 45 ÷ 9 | 20 ÷ 4 | 60 ÷ 10 |
| 18 ÷ 2 | 70 ÷ 10 | 55 ÷ 11 | 15 ÷ 3 | 35 ÷ 7 | 25 ÷ 5 | 60 ÷ 12 | 14 ÷ 2 | 40 ÷ 10 |

Identify the properties of the numbers in the grid to reveal the hidden picture. Each answer has a special colour.

- Prime numbers = green
- Numbers with 6 factors = black
- Cube numbers = red
- Square numbers = blue
- Numbers with 4 factors = brown

| | | | | | | | | | | | | |
|-----|-----|-----|----|-----|-----|-----|-----|-----|----|-----|-----|-----|
| 4 | 49 | 36 | 10 | 15 | 14 | 15 | 6 | 22 | 6 | 49 | 144 | 4 |
| 25 | 100 | 15 | 6 | 21 | 6 | 22 | 15 | 21 | 14 | 10 | 9 | 81 |
| 49 | 4 | 10 | 22 | 14 | 21 | 6 | 10 | 6 | 15 | 22 | 100 | 49 |
| 36 | 144 | 6 | 13 | 41 | 17 | 29 | 61 | 37 | 13 | 6 | 4 | 36 |
| 25 | 121 | 19 | 31 | 23 | 83 | 47 | 67 | 71 | 61 | 17 | 81 | 25 |
| 4 | 100 | 71 | 41 | 512 | 29 | 97 | 19 | 125 | 73 | 43 | 49 | 49 |
| 36 | 53 | 29 | 37 | 13 | 73 | 13 | 89 | 47 | 97 | 79 | 17 | 4 |
| 81 | 41 | 61 | 17 | 83 | 53 | 79 | 97 | 31 | 23 | 61 | 23 | 144 |
| 49 | 47 | 43 | 79 | 47 | 19 | 41 | 23 | 37 | 19 | 53 | 31 | 100 |
| 49 | 144 | 67 | 13 | 343 | 125 | 343 | 125 | 216 | 83 | 43 | 25 | 49 |
| 25 | 4 | 31 | 19 | 216 | 512 | 343 | 216 | 512 | 13 | 89 | 4 | 36 |
| 49 | 49 | 37 | 23 | 73 | 17 | 61 | 23 | 71 | 73 | 61 | 121 | 9 |
| 100 | 9 | 121 | 61 | 89 | 53 | 97 | 47 | 41 | 29 | 100 | 144 | 25 |
| 49 | 81 | 18 | 49 | 71 | 83 | 13 | 19 | 43 | 4 | 20 | 49 | 4 |
| 4 | 36 | 32 | 44 | 47 | 31 | 37 | 67 | 79 | 12 | 32 | 36 | 49 |
| 144 | 25 | 20 | 17 | 19 | 53 | 17 | 29 | 23 | 41 | 18 | 100 | 81 |

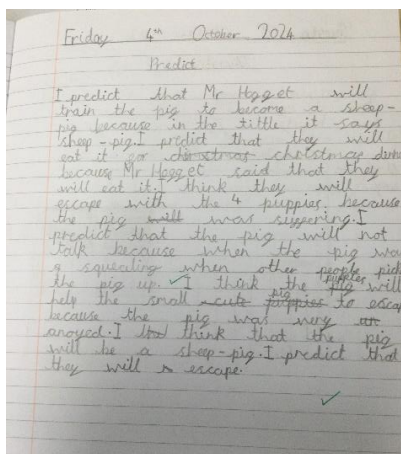
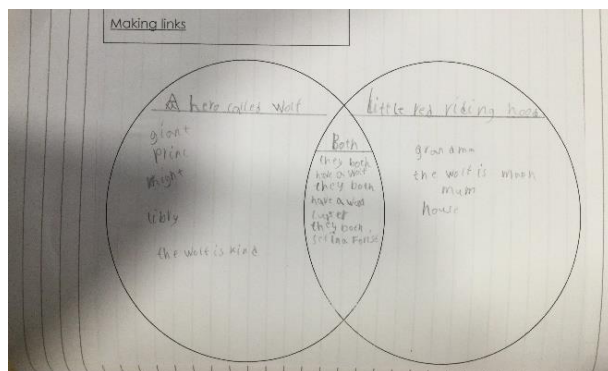
**Upper KS2:
Year 5 & 6**

READING

Firstly, can we say a big thank you to all of you who purchased books during our Book Fair. The children loved exploring all taking home new books to enjoy at home. We hope to have the book fair return soon! We managed to raise over £200 for our school to buy new books which is fantastic! Thank you everybody!



Year 2 have been comparing their story A Hero Called Wolf to a familiar fairy tale, Little Red Riding Hood. They recorded what differences the stories had and what was similar. They noticed that both stories had a wolf, but in The Hero Called Wolf the wolf was kind and in Little Red Riding Hood, the wolf was unkind.



Year 3 have been predicting what will happen in the next chapter of their story 'The Sheep-Pig'. Each chapter, the children explore the text by answering 'right there' and 'dig deeper' questions which is a skill they are developing as readers.



Check out these boys in Year 1 enjoying the 3 stories we have learned to far in Talk for Writing. They were reading the stories to each other using the story language and great expression!



WRITING

Going on a journey over half term? Check out these talking games on the go from Worcestershire Speech and Language:



Talking games on the go

Pick a topic - everyone has to name something in the category – if you repeat or hesitate you are OUT.

Make it harder by naming in alphabetical order eg. Anteater, bear, cat

I went to the shop and brought.....an apple, a banana...Players take it in turns to repeat the original item, and add anew one of their own – see how far you can get!

I Spy – an old favourite. Try rhyming I spy for a change ' I spy with my little eye something rhyming with.....'

Fortunately – unfortunately
Take it in turns to tell a story one line at a time swapping between 'fortunately' and 'unfortunately'

What am I? One person thinks of an object. Players then have to ask yes/no questions until they find out what it is.

Make it easier – pick a category eg. animals

Variation – Who am I? Think of a famous person.

Car race - agree a points system for cars eg. mini =1 point, VW beetle =2 points yellow cars =3 points. Spot the cars as you go. The first person to 21 is the winner.

Make it easier by just giving points to different colours of cars

Spotto – give each player a list of 5 different things they need to spot eg. a motorbike, a dog, a black car, a zebra crossing, a pub. The first player to spot all 5 wins.

Pub Cricket – the aim of the game is to spot pubs on your way and count how many arms and legs are in each name. The Horse and Jockey, for example, would be a 6 combined legs and 2 arms giving you a maximum score of 6. The player is out if there are no arms or legs in the name eg. The Crown



© Worcestershire Speech and Language Therapy 2020




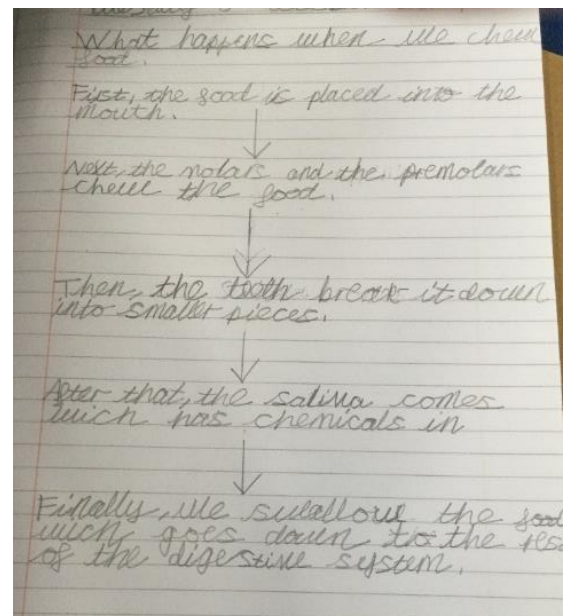
| | | |
|--|--|--|
| A 50mph sign | A deer warning sign | |
| A car being towed | Three red cars in a row | |
| A car with 2 or more bikes on a bike rack | A field with 2 different kinds of animals in it | |
| Someone cycling without a helmet on | A Tesco lorry | |
| A car with a foreign number plate | Someone asleep in their car | |
| A 40mph sign | A children crossing sign | |
| A broken down car | A car with a roof box | |
| Three silver cars in a row | An Ocado lorry | |
| A field that has a tractor in it | Two people on a motorbike | |
| A driver singing to themselves | A car with a 'Baby on Board' sign | |

SCIENCE

In Year 1 they have been testing their senses. They smelt different smells, tasted and described the taste of a biscuit, played a listening game, guessed what was in the bag through touch and went looking round forest school to see what they could see.




Year 4 have been learning about what happens when you chew food. They created a flow diagram to show this.




In Science, Year 6 have been looking at the importance of water and its benefits on our health. We created a poster to inform our peers of these benefits.

GEOGRAPHY





Year two have been looking at the countries that make up the UK.



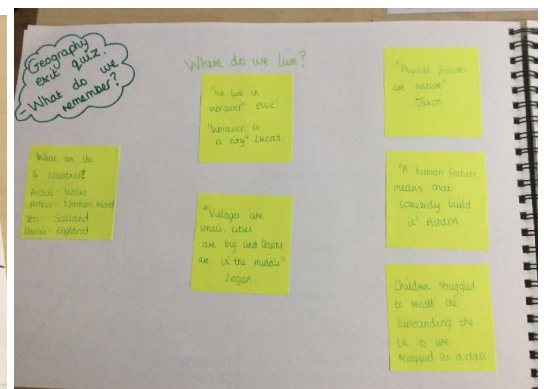
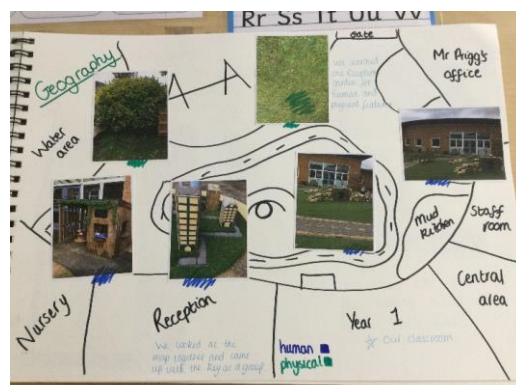
In Year 6 they have been researching and exploring climate zones.

Year four have been exploring mountains and hills using contour lines to identify them on a map.



Year three have been exploring map work giving directions and using symbols.

Year one went on a hunt around the school grounds (mainly reception garden) to hunt for human and physical features then plotted them on a map.



PSHE

Over this half term, Carnforth has been looking at stereotypes that may occur within different experiences.



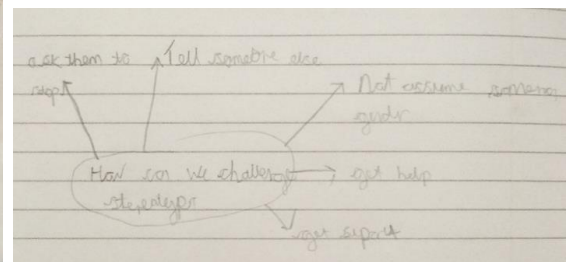

Year 1 have been looking at what makes a good friend.

| | |
|----------------|----------------|
| police officer | electrician |
| gardener | child minder |
| crane driver | surgeon |
| taxi driver | accountant |
| bus driver | prime minister |
| train driver | window cleaner |

Year 2 have been looking at gender stereotypes within the workplace and what effects these can have on people.

They used markers to represent 'male' jobs, 'female' jobs and chose whether they thought the roles were more male or female focused. They then discussed the importance of not stereotyping jobs to a specific gender as this could discourage people from applying/ training for them.

Year 6 have been educating each other through posters/ leaflets about different stereotypes and the role they play within communities.



After a lengthy discussion surrounding the different types of stereotyping, they identified how we can respectfully challenge stereotypes.

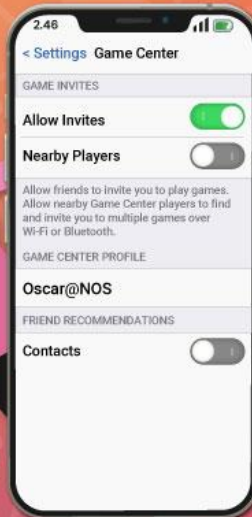
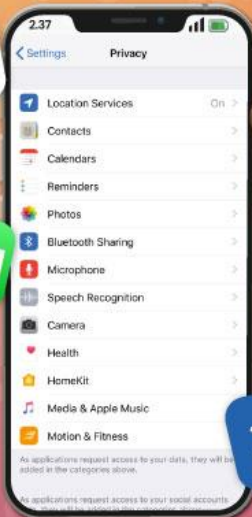
As we move into our half term holiday, please remember to look after yourselves and each other.

COMPUTING

At National Online Safety, we believe in empowering parents, carers and trusted adults with the information to hold an informed conversation about online safety with their children, should they feel it is needed. This guide focuses on one issue of many which we believe trusted adults should be aware of. Please visit www.nationalonlinesafety.com for further guides, hints and tips for adults.

How to Set up PARENTAL CONTROLS for APPS iPhone

Apple devices come with built-in apps already available: Mail, FaceTime and Safari, for example. However, you can choose which apps and features appear on your child's device and which ones don't. You can also manipulate the features in Game Centre to enhance your child's safety and privacy when playing games, as well as blocking iTunes or App Store purchases if you wish.



How to Restrict Built-in Apps/Features

- 1 Open Settings
- 2 Tap Screen Time
- 3 Tap Content & Privacy Restrictions
- 4 Tap Allowed Apps (you may need to toggle this to 'on' at the top)
- 5 Enable or disable the apps you wish to appear (or disappear) on your child's device

How to Restrict Game Centre

- 1 Open Settings
- 2 Tap Screen Time
- 3 Tap Content & Privacy Restrictions
- 4 Tap Content Restrictions (you may need to switch the toggle at the top to the 'on' position)
- 5 Scroll down to Game Centre

How to Restrict iTunes & App Store Purchases

- 1 Open Settings
- 2 Tap Screen Time
- 3 Tap Content & Privacy Restrictions
- 4 Tap iTunes & App Store Purchases
- 5 Select Allow or Don't Allow for you can also settings with a



www.nationalonlinesafety.com



@natonlinesafety



/NationalOnlineSafety



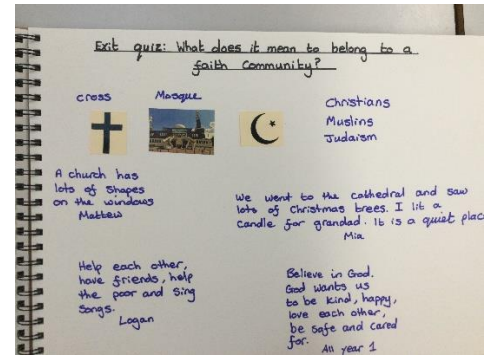

@nationalonlinesafety

Users of this guide do so at their own discretion. No liability is entered into. Current as of the date of release: 22.09.2021

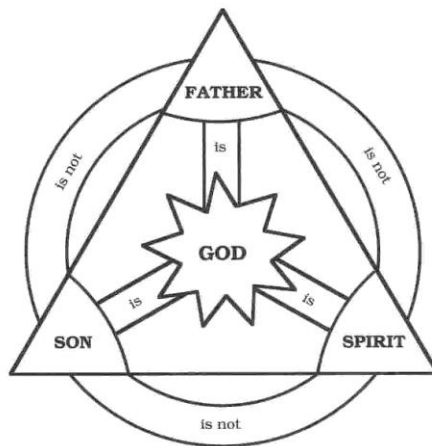

National
Online
Safety®
www.nationalonlinesafety.com

RE

Year 1 have been learning about what it means to belong to a faith community. They looked at Christianity, Islam and Judaism and the differences and similarities.



The children also looked at marriage and making promises to each other.



Year 4 have been learning about what The Holy Trinity means in Christianity.

Year 2 have explored Islam and what many Muslims think about Allah. They have been looking at how Muslims live and what they believe in their religion.




Year 3 have learned the Creation Story in Christianity. They created a news article about the story of Adam and Eve.

ART

Year 1 have been exploring sculpture and learning how clay is a mouldable material that can be drawn into. They looked at images of delph pottery and noticed how the tiles have texture, and they are not flat. They learnt that the detail on the tile is shown by building up the level of clay or drawing into the clay with shapes and lines. They made shallow and deep marks by pressing hard and soft. They made lines and used their fingers to create different textures.



In Year 2 they have been learning about Stephanie Peters who is a painter. They have been exploring some of her paintings which were depictions of natural disasters. They talked about what they noticed in her paintings, what they liked/disliked, and what kinds of brushes they thought they could use to create these paintings.



Year 4 have been looking at 2 different sculpting artists; Bernard Leach and Michael Cardew. They compared some of their artworks and discussed what techniques they thought had been used to create them.

MODERN FOREIGN LANGUAGES



French at home:

There are lots of ways to keep up your French learning at home. Here are some great youtube videos:

French for kids: how to introduce yourself and ask "what is your name?"
- High Five French Sample (youtube.com)



Greetings in French FR - Learn French - YouTube



There are lots of videos and games online to help with our learning! Ask your child about their French learning and find a video together! Remember to always practice safe searching and supervision.

Check out some of our super work below:

Handwritten student work on lined paper, showing French learning activities.

Left side: Euro banknotes and their values in French.

- 5 EURO: cinq euros
- 10 EURO: dix euros
- 20 EURO: vingt euros
- 50 EURO: cinquante euros
- 100 EURO: cent euros
- 200 EURO: deux cent euros
- 500 EURO: cinq cent euros

Top center: French sentences and a photo of a restaurant.

J'aime une soupe.
Je n'aime pas la soupe.
J'adore une limonade.

Bonjour Madame/Monsieur.

Bonjour, je voudrais une table pour un, s'il vous plaît.

Right side: Translation exercises.

1. a) Je vais au Sénégal. I am going to Senegal.
b) Nous allons en France. We are going to France.
c) Tu vas au Canada. You are going to Canada.
d) Il va en Belgique. He is going to Belgium.
e) Elle va en Luxembourg. She is going to Luxembourg.
f) Je vais en Suisse. I am going to Switzerland.
g) Nous allons en Martinique. We are going to Martinique.

2. Translate the sentences into English.

- 1) Je vais en Martinique. I am going to Martinique.
- 2) Tu vas en Suisse. You are going to Switzerland.
- 3) Il va au Luxembourg. He is going to Luxembourg.
- 4) Elle va au Sénégal. She is going to Senegal.
- 5) Nous allons au Canada. We are going to Canada.

Bottom: Grid of flags and country names.

| | | | |
|------------------|---------------|---------------|---------------|
| LA France ✓ | LA Suisse ✓ | Le Sénégal | Le Canada ✓ |
| La Côte d'Ivoire | La Martinique | La Belgique ✓ | Le Luxembourg |

PE

In year one, the children have been reading the story 'Giraffe's can't dance'. They have used this story and learnt to move like lots of different animals. They have been working on some super bunny hops!



Year two have been developing their skills of sending and aiming by practising rolling a ball to their friend and creating games for this. They have also been learning how to hit a ball accurately with a racquet.



Year four have been playing football in PE. They have been practicing passing to a teammate and shooting a ball that is moving.



OPAL PLAY



The Power of People!

We are now lucky enough to have a team of **OPAL parent champions**. Our OPAL parent champions have met to see OPAL in action- what we do, how we manage it and how the children play.



The parent champions were all very impressed with the children's play and even more so with how well they tidied up! We were all in agreement that we wished our own playtimes had been like this!

Our parent champions were all given missions to go off and complete and offered suggestions and ideas for different ways they could support our OPAL project.

As a result of our parent champions first meeting, we now have...

- Art easel
- Large car matt
- More tyres
- Shelter poles
- More wellies and waterproofs
- Bird feeders and binoculars
- and more to come!

Thank you to the parent champion team for all of your hard work so far.



St Peters
Garden Centre

Thank you goes out again to some local companies for supporting our school and donating resources to us. Those companies are Worcester Wildlife Trust and St Peters Garden Centre.

MUSIC

In music this week, Year 1 have enjoyed tapping the pulse to Justin Timberlake's 'Can't Stop the Feeling'. Have a go at tapping the pulse at home with your favourite songs.



Pulse: A steady beat that runs through the music.



HALLOWEEN SAFETY TIPS

To stay safe on Halloween, consider following these tips:

- Do not allow young children to trick-or-treat without adult supervision.
- If older children are trick-or-treating alone, plan and review their route.
- Set a specific time for older children to return home.
- Teach your children to never enter a stranger's home or car.
- Instruct children to travel only in familiar, well-lit areas and stick with their friends.



ATTENDANCE



2024/2025 Class attendance to 24/10/2024 : 95.03%

| Year Group | Attendance |
|------------|------------|
| Reception | 95.39% |
| Year 1 | 96.14% |
| Year 2 | 94.97% |
| Year 3 | 93.78% |
| Year 4 | 94.34% |
| Year 5 | 94.60% |
| Year 6 | 96.35% |

*Please remember that if your child(ren) are unwell and will not be attending school, please make sure you contact the school to inform them **each** day they are absent.*

LETTERS HOME

If you haven't received any letter that is relevant to your child's year group, please call into the office.

Year 1 : Hartlebury Castle Trip Letter

Year 3 : Swimming Letter

Year 5 : Growing up Talk (Science/PSHE)

Whole School : Halloween Temporary Tattoo Consent Slip

CHRISTMAS FAYRE

Carnforth's Christmas Fayre is on Friday 13th December.

We will be in touch after the October half term with dates of the non-uniform days in exchange for 'goodies' for our tombola stalls.

There will be the chocolate and bottle tombola and we will be asking for donations of raffle prizes and bric-a-brac.

If you know or work for a company that may be able to donate a raffle prize, please let us know their contact details, or if possible, enquire on our behalf.

All donations will be greatly appreciated.

If anyone is interested in hiring a table for the fayre, please contact the school office with details and for more information.

HALF TERM OFFERS



PLACES WHERE KIDS EAT FREE (OR FOR £1) DURING THE OCTOBER HALF TERM 2024

moneysavingcentral.co.uk/kids-eat-free



FRANKIE & BENNY'S

Kids Eat Free deal from Monday 21st October to Friday 1st November.

MORRISONS

Spend £5 from the hot menu and get one free kids meal all day, every day.

COCONUT TREE

One child (under 10) eats free every day Monday 21st Oct- Sunday 3rd Nov 2024

SAINSBURYS CAFES

Kids eat for £1 with the purchase of an adult hot main. From 11:30am every day.

ASDA

Kids eat for £1 All Day, Every Day at Asda cafes, with no adult spend required.

BEEFEATER & BREWERS FAYRE

Two children under 16 can get a free breakfast every day with one paying adult!

THE REAL GREEK

Kids under 12 eat FREE every Sunday for every £10 spent by an adult

TRAVELODGE & PREMIER INN

Buy 1 Adult Breakfast from just £8.99 & up to two kids eat breakfast for free

SIZZLING PUBS

Every Monday to Friday, 3 - 7pm, kids' mains are £1 with every adult meal.

TGI FRIDAYS

Kids Eat Free When 'Stripes Rewards Members' purchase any adult meal (Via App)

PRETO

Kids up to age 10 eat free all day, every day with paying adults at Preto in Half Terms

EMBER INNS

Kids eat for £1 from Monday 21st October to Friday 1st November 2024 (excludes weekends)

YO! SUSHI

Monday 14th October - Friday 1st November 2024
kids eat free with every £10 adult spend

GORDON RAMSEY RESTAURANTS

Kids under 8 eat FREE all day, every day at selected Gordon Ramsay restaurants

BILLS

2 kids eat FREE Mon - Fri from Monday 21st October - Friday 1st November 2024

PIZZA HUT

Free Kids buffet Monday 14th Oct - Tuesday 5th Nov daily until 3pm with code **SPOOKY**

BELLA ITALIA

Children eat for £1 with any adult main. The offer is valid 4-6pm Mon to Thurs.

WHITBREAD INNS

Two kids under 16 eat for FREE with every adult breakfast purchased

TABLE TABLE

Two children under 16 can get a free breakfast every day with one paying adult!

PAUSA CAFE @ DUNELM

Kids get 1 mini main, 2 snacks & a drink FREE with every £4 spend after 3pm

IKEA

Kids get a meal from 95p daily from 11am

HUNGRY HORSE

Kids eat for £1 on Mondays

FUTURE INNS

Under 5s eat for free with any adult meal.

School Council



A great big welcome from our School Council 😊

Each Half term we will be bringing you some of our half term highlights. Read on to find out what we have been up to in our first half term back!

Year 1 have had so much fun this half term getting to know our new classroom and teacher. We have loved reading Not Now Bernard. In maths we have been learning about number bonds to 5 and some of our friends know number bonds to 10!

Our favourite part of Year 1 is PE and the fun warmups we do.

Mia & Logan Yr1

In Year 2 we have been writing Halloween poems which have been so much fun. We have used our coordinated conjunctions in our writing and have had so much fun in maths. DT has been our favourite part of this half term because we loved making pizzas!

Malamy-Rose & Isla Yr2

We have loved all of our lessons because they have been so much fun. We love having Miss East as our teacher and we are very excited about the rest of the year with her. Our favourite part of this half term has been PE where we had to do poses from the stone age.

Tommy & Georgina Yr3

Making Omelettes in DT was our classes favourite part of this half term.

We have enjoyed music and going swimming each week. It was getting cold but we loved it anyway!

Arthur & Lukas Yr4

A message from out Chair of School Council

We have enjoyed so many new things in school this half term. Our OPAL play is so much fun and everyone loves going into forest school at lunchtime. Lots of children loved the book fair and have enjoyed reading their new books. Lots of classes have had treats because of how good our attendance is, and we love that.

We look forward to the next half term of festivities.

Isabella Yr6

We have enjoyed writing stories in our writing lessons this half term. Our favourite part of PE has been the warm ups and getting outside each week. We have loved Narnia this half term and we are looking forward to our new stories next half term.

Freya & Jack Yr5

In Year 6 we love maths and number as much as Mr Cox does.

We have had a lot of fun this half term and loved the pasties that we made in DT.

Jai & Kyle Yr6

DIARY DATES

NOVEMBER 2024

| | | | | |
|------------------------------------|---|---|----|--|
| | | | | 1 |
| | | | | HALF TERM |
| 4 | 5 | 6 | 7 | 8 |
| ANTI-BULLYING FORTNIGHT | | | | |
| YEAR 6 LIBRARY VISIT | |  | | |
| 11 | 12 | 13 | 14 | 15 |
| ANTI-BULLYING FORTNIGHT | | | | |
| |  |  | |  |
| 18 | 19 | 20 | 21 | 22 |
| RECEPTION PARENTS 'SALT' DAY | |  | | |
| 25 | 26 | 27 | 28 | 29 |
| | |  | |  |
| | |  | | |

DECEMBER 2024

| | | | | |
|--|--|---|--|---|
| 2 | 3 | 4 | 5 | 6 |
| | | RECEPTION TRIP West Midlands  Y3 SWIMMING | AFTER SCHOOL CLUBS FINISH | YEAR 1 TRIP HARTLEBURY CASTLE  |
| 9 | 10 | 11 | 12 | 13 |
| | |  EYFS/KS1 Nativity 10.00 - 10.45am |  Christmas JUMPER DAY |  Christmas FAYRE |
| | |  Y3 SWIMMING |  Nativity 2-2.45pm |  SANTA'S GROTTO |
| 16 | 17 | 18 | 19 | 20 |
|  PLAYGROUND CAROLS NURSERY/RECEPTION 3.00 - 3.15pm |  KS1 8.00 - 9.00am |  KS1 8.00 - 9.00am |  CHRISTMAS LUNCH |  PARTY DAY |
| 23 | 24 | 25 | 26 | 27 |
| | |  | | |

COMMUNITY NEWS



Family Coffee Morning

Come and chat with the SENDco and Family Support worker

Tea, coffee and cake will be available
Bring your younger children for a play

NOTES

We can...

- Answer questions
- Discuss any issues/worries
- Share parenting strategies
- Have a lovely time

Tuesday 12th November
9am



Learn to swim

at Perdiswell Leisure Centre

Developing confident and competent swimmers through fun and enjoyment

ENQUIRE TODAY!

Perdiswell Leisure Centre
Bilford Road, Worcester, WR3 8DX
01905 457189

All swim school members receive **FREE** swimming during public swim sessions!



Scan the QR code for more information
www.freedom-leisure.co.uk/centres/perdiswell-leisure-centre/swimming-lessons



Learn to Swim Programme



FREE Pop up play session

OCT **31** 2024

1PM - 3PM
HISTORY & HERITAGE POD
(Worcester Crowngate)

ALL CHILDREN MUST BE ACCOMPANIED BY AN ADULT

FREE Pop up play session

NOV **01** 2024

1PM - 3PM
CRANHAM PARADE
(WARNDON SHOPS)

ALL CHILDREN MUST BE ACCOMPANIED BY AN ADULT



If you are attending an organised bonfire display or having your own at home, please take care and follow the guidance

Stay safe!



Firework Safety

- Fireworks should not be touched
- You must always be with an adult when watching fireworks
- Stand far back from both fireworks and bonfires
- Once a firework is lit, never go near it
- If an adult allows, always wear gloves when holding a sparkler
- Pets should stay indoors

@harrietandviolet.com



Sparkler SAFETY TIP

Poke a hole in the bottom of a plastic cup.



Place the cup over the sparkler before lighting.



This will protect kids' hands while enjoying sparklers!



For more fireworks safety tips, visit: [SKYBACONFIREWORKS.COM/SAFETY](https://skybaconfireworks.com/safety)

OR

Top Tip



Stick a sparkler into a carrot to make it easier for children to hold

UK
Fireworks



Firework SAFETY

Be Safe.
Be Kind.
Be Smart.



Please have fun,
but most of all,
Stay Safe!!

WHO'S WHO IN SCHOOL 2024/25?

MR PRIGG : HEAD TEACHER

MRS FINNEGAN : DEPUTY HEAD OF SCHOOL

MRS V SMITH : SENCO

OFFICE : MISS WALTERS & MRS RANSCOMBE

MRS HAWKES : NURSERY MANAGER

TEACHING ASSISTANT : MISS ARANYOSI

MISS HEMMING : RECEPTION TEACHER

TEACHING ASSISTANTS : MRS NEWTON-SMITH, MISS SMITH & MRS BEGUM

MISS L JONES : YEAR 1 TEACHER

TEACHING ASSISTANTS : MISS BURNHAM

MISS K JONES : YEAR 2 TEACHER

TEACHING ASSISTANT : MISS HOLLAND & MRS KENWRICK

MISS EAST : YEAR 3 TEACHER

TEACHING ASSISTANT : MISS L RICE

MS FERGUSON : YEAR 4 TEACHER

TEACHING ASSISTANT : MRS AKHTER, MISS J JONES & MR TEAL

MISS WALL : YEAR 5 TEACHER

HLTA : MRS BECK

MR COX : YEAR 6 TEACHER

TEACHING ASSISTANT : MISS PARKES

LUNCHTIME SUPERVISORS:

MRS J JONES, MRS PEGRAM, MISS LORD & MR JEFFERIES

CARETAKER:

MR JEFFRIES